



**SmartKeeda**

The Question Bank

Presents

# TestZone

India's least priced Test Series platform

JOIN

**12 Month Plan**

2019-20 All Test Series

@ Just

**₹ 499/-**

**300+ Full Length Tests**

- Brilliant Test Analysis
- Excellent Content
- Unmatched Explanations

**JOIN NOW**

# Height and Distance Questions for CGL Tier 2, CGL Tier 1 and SSC 10+2 Exams

## HEIGHT & DISTANCE QUIZ 3

Directions: Study the following questions carefully and choose the right answer:

1. The angle of elevation of the top of a building and the top of the chimney on the roof of the building from a point on the ground are  $x^\circ$  and  $45^\circ$  respectively. The height of building is  $h$  metre. Then the height of the chimney (in metre) is :

- A.  $h \cot x + h$       B.  $h \cot x - h$       C.  $h \tan x - h$       D.  $h \tan x + h$

2. Two posts are  $x$  metres apart and the height of one is double that of the other. If from the mid-point of the line joining their feet, an observer finds the angular elevations of their tops to be complementary, then the height (in metres) of the shorter post is

- A.  $x/2\sqrt{2}$       B.  $x/4$       C.  $x\sqrt{2}$       D.  $x/\sqrt{2}$

3. An aeroplane when flying at a height of 5000 m from the ground passes vertically above another aeroplane at an instant, when the angles of elevation of the two aeroplanes from the same point on the ground are  $60^\circ$  and  $45^\circ$  respectively. The vertical distance between the aeroplanes at that instant is

- A.  $5000(\sqrt{3}-1)m$       B.  $5000(3-\sqrt{3})m$       C.  $5000\left(1-\frac{1}{\sqrt{3}}\right)m$       D. 4500 m

4. A man standing at a point P is watching the top of a tower, which makes an angle of elevation of  $30^\circ$ . The man walks some distance towards the tower and then his angle of elevation of the top of the tower is  $60^\circ$ . If the height of the tower is 30 m, then the distance he moves is

- A. 22 m      B.  $22\sqrt{3}$  m      C. 20 m      D.  $20\sqrt{3}$  m

5. The distance between two vertical poles is 60 m. The height of one of the poles is double the height of the other. The angle of elevation of the top of the poles from the middle point of the line segment joining their feet are complementary to each other. The height of the poles are :

- A. 10 m and 20 m      B. 20 m and 40 m  
C. 20.9 m and 41.8 m      D.  $15\sqrt{2}$  m and  $30\sqrt{2}$  m

6. An aeroplane when flying at a height of 3125 m from the ground passes vertically below another plane at an instant when the angle of elevation of the two planes from the same point on the ground are  $30^\circ$  and  $60^\circ$  respectively. The distance between the two planes at that instant is

- A. 6520 m                      B. 6000 m                      C. 5000 m                      D. 6250 m

7. The shadow of the tower becomes 60 metres longer when the altitude of the sun changes from  $45^\circ$  to  $30^\circ$ . Then the height of the tower is

- A.  $20(\sqrt{3} + 1)m$       B.  $24(\sqrt{3} + 1)m$       C.  $30(\sqrt{3} + 1)m$       D.  $30(\sqrt{3} - 1)m$

8. A vertical post 15 ft high is broken at a certain height and its upper part, not completely separated, meets the ground at an angle of  $30^\circ$ . Find the height at which the post is broken.

- A. 10 ft                      B. 5 ft                      C.  $15\sqrt{3}(2 - \sqrt{3})$  ft                      D.  $5\sqrt{3}$  ft

9. The shadow of a tower is  $\sqrt{3}$  times its height. Then the angle of elevation of the top of the tower is

- A.  $45^\circ$                       B.  $30^\circ$                       C.  $60^\circ$                       D.  $90^\circ$

10. The angle of elevation of an aeroplane from a point on the ground is  $60^\circ$ . After 15 seconds flight, the elevation changes to  $30^\circ$ . If the aeroplane is flying at a height of  $1500\sqrt{3}$  m, find the speed of the plane.

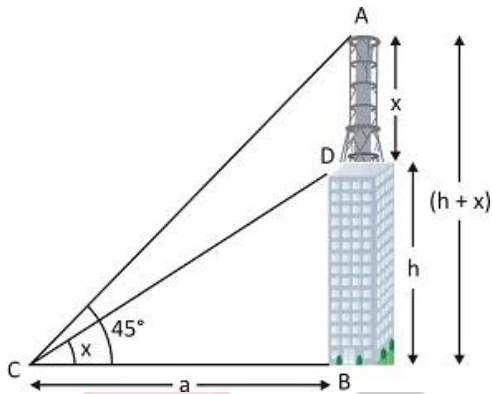
- A. 300 m/sec                      B. 200 m/sec                      C. 100 m/sec                      D. 150 m/sec

**Correct answers:**

1	2	3	4	5	6	7	8	9	10
B	A	C	A	D	D	C	B	B	A

**Explanations:**

1.



Given, the height of the building,  $BD = h$  metre

Let, the height of the chimney,  $AD = x$  metre

and,  $BC = a$  metre

$$\therefore AB = BD + AD = (h + x) \text{ m}$$

In  $\triangle ABC$ ,

$$\tan 45^\circ = \frac{AB}{BC}$$

$$1 = \frac{x + h}{a}$$

$$a = x + h \quad \dots(i)$$

Now, in  $\triangle BCD$ ,

$$\tan x = \frac{BD}{BC}$$

$$\tan x = \frac{h}{a}$$

$$a = h \cot x \quad \dots(\text{ii})$$

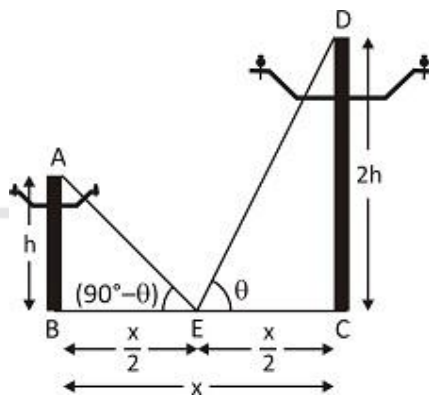
From eq. (i) and (ii),

$$x + h = h \cot x$$

$$x = h \cot x - h$$

Hence, option B is correct.

2.



Given,  $BC = x$  metre,

Let E is the mid-point of BC

$$\therefore BE = EC = x/2 \text{ metre}$$

Let, the height of the pole  $AB = h$  metre

$$\therefore \text{The height of the pole } CD = 2h \text{ metre}$$

And,  $\angle AEB$  and  $\angle DEC$  are complementary.

$$\therefore \angle AEB = (90^\circ - \theta) \text{ and } \angle DEC = \theta$$

In  $\triangle ABE$ ,

$$\tan (90^\circ - \theta) = \frac{AB}{BE}$$

$$\cot \theta = \frac{h}{x/2} = \frac{2h}{x} \quad \dots(i)$$

$$[\because \tan (90^\circ - \theta) = \cot \theta]$$

Now, in  $\triangle CDE$ ,

$$\tan \theta = \frac{CD}{CE}$$

$$\tan \theta = \frac{2h}{x/2} = \frac{4h}{x} \quad \dots(ii)$$

By multiplying both equation (i) and (ii),

$$\cot \theta \tan \theta = \frac{2h}{x} \times \frac{4h}{x}$$

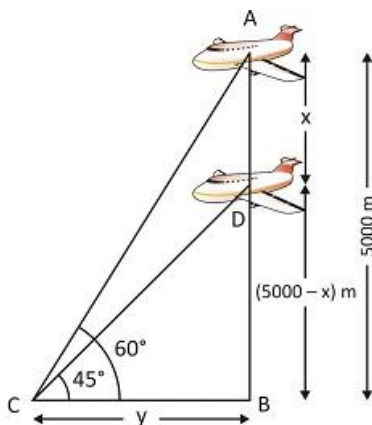
$$1 = \frac{8h^2}{x^2} \quad [\because \cot \theta \tan \theta = 1]$$

$$h^2 = \frac{x^2}{8}$$

$$h = \frac{x}{2\sqrt{2}}$$

Hence, option A is correct.

**3.**



Given, the height of an aeroplane from the ground,  $AB = 5000$  m,

Let, the distance between the aeroplanes,  $AD = x$  metre

And,  $BC = y$  metre

$$\therefore BD = AB - AD = (5000 - x) \text{ m}$$

In  $\triangle ABC$ ,

$$\tan 60^\circ = \frac{AB}{BC}$$

$$\sqrt{3} = \frac{5000}{y}$$

$$y = \frac{5000}{\sqrt{3}} \text{ m}$$

Now, in  $\triangle BCD$ ,

$$\tan 45^\circ = \frac{BD}{BC}$$

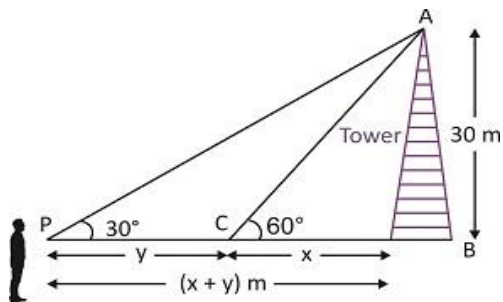
$$1 = \frac{5000 - x}{y}$$

$$x = 5000 - y$$

$$x = 5000 \left(1 - \frac{1}{\sqrt{3}}\right)$$

Hence, option C is correct.

4.



Given, the height of the tower,  $AB = 30$  m

Let, the man moves the distance,  $CP = y$  metre

And,  $BC = x$  metre

$\therefore BP = BC + CP = (x + y)$  m

In  $\triangle ABC$ ,

$$\tan 60^\circ = \frac{AB}{BC}$$

$$\sqrt{3} = \frac{30}{x}$$

$$x = \frac{30}{\sqrt{3}} = 10\sqrt{3}m$$

Now, in  $\triangle ABP$ ,

$$\tan 30^\circ = \frac{AB}{BP}$$

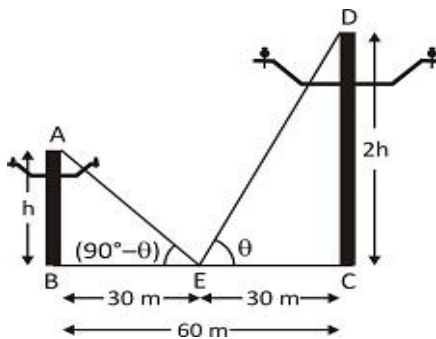
$$\frac{1}{\sqrt{3}} = \frac{30}{x + y}$$

$$y = 30\sqrt{3} - x$$

$$y = 30\sqrt{3} - 10\sqrt{3} = 20\sqrt{3}m$$

Hence, option A is correct.

5.





Given, BC = 60 metre,

Let E is the mid-point of BC

∴ BE = EC = 30 metre

Let, the height of the pole AB = h metre

∴ The height of the pole CD = 2h metre

And, ∠AEB and ∠DEC are complementary.

∴ ∠AEB = (90° - θ) and ∠DEC = θ

In ΔABE,

$$\tan (90^\circ - \theta) = \frac{AB}{BE}$$

$$\cot \theta = \frac{h}{30} \quad \dots(i)$$

Now, in ΔCDE,

$$\tan \theta = \frac{CD}{CE}$$

$$\tan \theta = \frac{2h}{30} = \frac{h}{15} \quad \dots(ii)$$

By multiplying both equation (i) and (ii),

$$\cot \theta \tan \theta = \frac{h}{30} \times \frac{h}{15}$$

$$1 = \frac{h^2}{450} \quad [\because \cot \theta \tan \theta = 1]$$

$$h = \sqrt{450} = 15\sqrt{2}$$

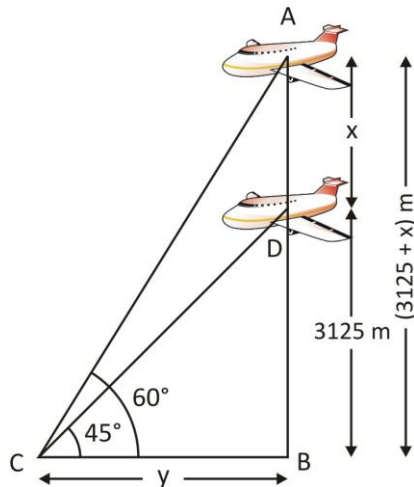
∴ The height of the pole AB = h = 15√2

And, the height of the pole CD = 2h = 2 × 15√2 = 30√2



Hence, option D is correct.

6.



Given, the height of an aeroplane from the ground,  $BD = 3125$  m

Let, the distance between the aeroplanes,  $AD = x$  metre

And,  $BC = y$  metre

$$\therefore AB = AD + BD = (3125 + x) \text{ m}$$

In  $\triangle BCD$ ,

$$\tan 30^\circ = \frac{BD}{BC}$$

$$\frac{1}{\sqrt{3}} = \frac{3125}{y}$$

$$y = 3125\sqrt{3} \text{ m}$$

In  $\triangle ABC$ ,

$$\tan 60^\circ = \frac{AB}{BC}$$

$$\sqrt{3} = \frac{x + 3125}{y}$$

$$y\sqrt{3} = x + 3125$$

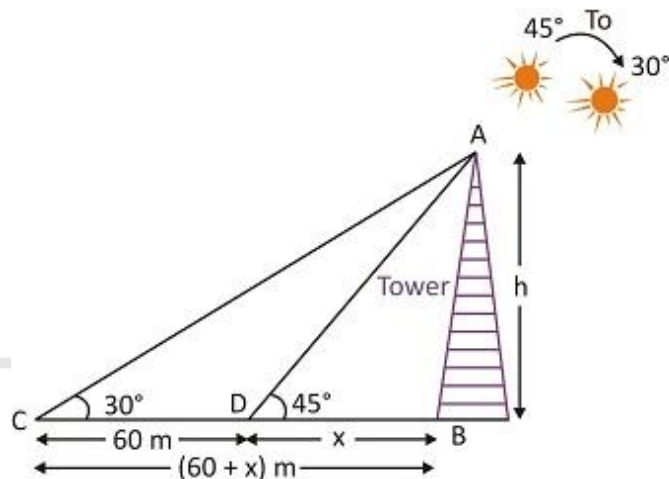
$$3125\sqrt{3} \times \sqrt{3} = x + 3125$$

$$x = 9375 - 3125 = 6250 \text{ m}$$

∴ The distance between the aeroplanes is 6250 metres.

Hence, option D is correct.

7.



Let, the height of the tower, AB = h metre.

When the sun's angle of elevation was 45°, then the length of shadow of the tower is BD = x (let).

When the sun changes from 45° to 30°, then the length of shadow of the tower increases CD = 60 m (given)

And, when the sun's angle of elevation is 30°, then the length of shadow of the tower is BC = CD + BD = (60 + x) metre.

In  $\triangle ABD$ ,

$$\tan 45^\circ = \frac{AB}{BD} \Rightarrow 1 = \frac{h}{x}$$

$$h = x$$

Now, in  $\triangle ABC$ ,

$$\tan 30^\circ = \frac{AB}{BC} \Rightarrow \frac{1}{\sqrt{3}} = \frac{h}{x + 60}$$

$$h\sqrt{3} - x = 60$$

$$h\sqrt{3} - h = 60 \quad [ \because h = x ]$$


$$h(\sqrt{3} - 1) = 60$$

$$h = \frac{60}{\sqrt{3} - 1} \times \frac{\sqrt{3} + 1}{\sqrt{3} + 1}$$

$$= 30(\sqrt{3} + 1) \text{ m}$$

Hence, option C is correct.

8.



Total height of post =  $AB + AC = 15$  ft

Let, the post is broken at point A,  $\therefore AB = h$

And,  $AC = 15 - AB = (15 - h)$  ft

In  $\triangle ABC$ ,

$$\sin 30^\circ = \frac{AB}{AC}$$

$$\frac{1}{2} = \frac{h}{15 - h}$$

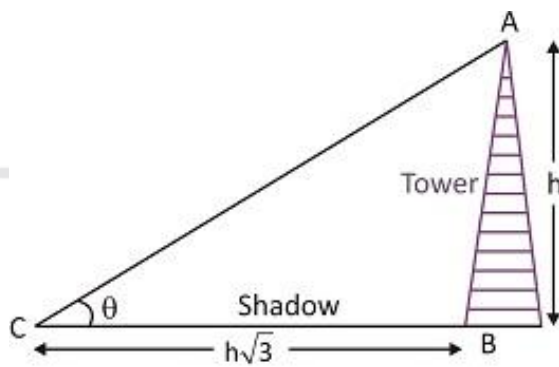
$$15 - h = 2h$$

$$3h = 15$$

$$h = 5 \text{ ft}$$

Hence, option B is correct.

9.



Let, the height of the tower,  $AB = h$  metre

And, the angle of elevation =  $\theta$

then, the shadow of the tower,  $BC = h\sqrt{3}$  metre

In  $\triangle ABC$ ,

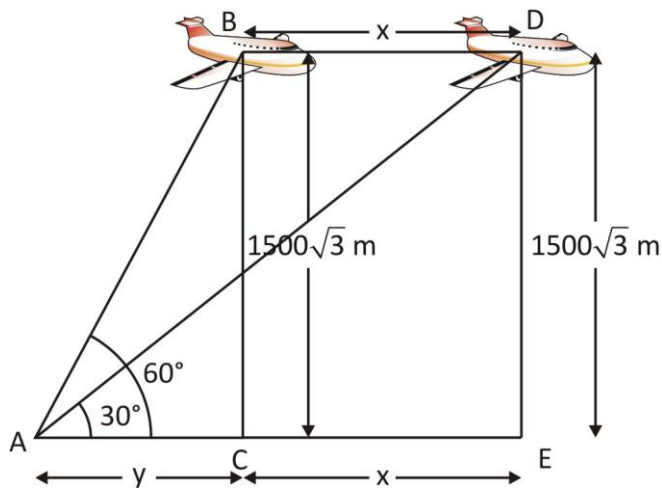
$$\tan \theta = \frac{AB}{BC}$$

$$\tan \theta = \frac{h}{h\sqrt{3}} = \frac{1}{\sqrt{3}} = \tan 30^\circ$$

$$\theta = 30^\circ$$

Hence, option B is correct.

10.



Given, the height of the aeroplane,  $BC = 1500\sqrt{3}$  meter

Let, an aeroplane travelled distance  $BD = x$  metre in 15 seconds.

And,  $AC = y$  metre

$$\therefore AE = CE + AC = (x + y) \text{ m}$$

In  $\triangle ABC$ ,

$$\tan 60^\circ = \frac{BC}{AC}$$

$$\sqrt{3} = \frac{1500\sqrt{3}}{y}$$

$$y = 1500 \text{ m}$$

Now, in  $\triangle ADE$ ,

$$\tan 30^\circ = \frac{DE}{AE}$$

$$\frac{1}{3} = \frac{1500}{x + y}$$

$$x + y = 4500$$

$$x + 1500 = 4500$$

$$x = 3000 \text{ m}$$

∴ The aeroplane travelled 3000 m distance in 15 seconds.

$$\therefore \text{Speed} = \frac{3000}{15} = 200 \text{ m/sec}$$

Hence, option A is correct.



# Smartkeeda

The Question Bank



# SmartKeeda

The Question Bank

प्रस्तुत करते हैं

## TestZone

भारत की सबसे किफायती टेस्ट सीरीज़

अभी  
जुड़ें

### 12 Month Plan

2019-20 All Test Series

@ Just

# ₹ 499/-

300+ फुल लेन्थ टेस्ट

- श्रेष्ठ विश्लेषण
- उत्कृष्ट विषय सामग्री
- बेजोड़ व्याख्या

अभी जुड़ें