



# SmartKeeda

The Question Bank

Presents

## TestZone

India's least priced Test Series platform

JOIN

### 12 Month Plan

2017-18 All Test Series

@ Just

# ₹ 399/-

300+ Full Length Tests

- Brilliant Test Analysis
- Excellent Content
- Unmatched Explanations

JOIN NOW

# Date Interpretation Mixed Chart Questions Quiz for IBPS PO Mains, SBI PO Mains, RBI Grade B Exams.

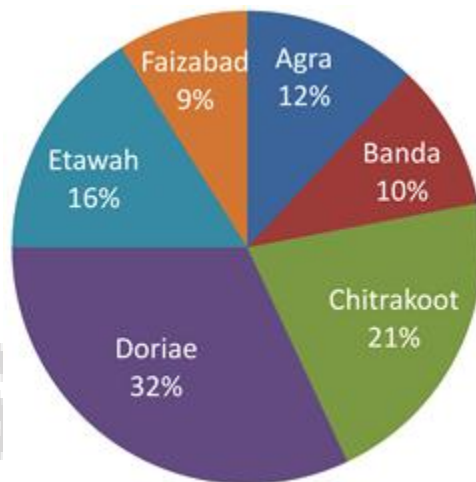
## Data Interpretation Mixed Chart Quiz 25

Direction: Study the following pie chart and bar chart carefully and answer the questions based on it.

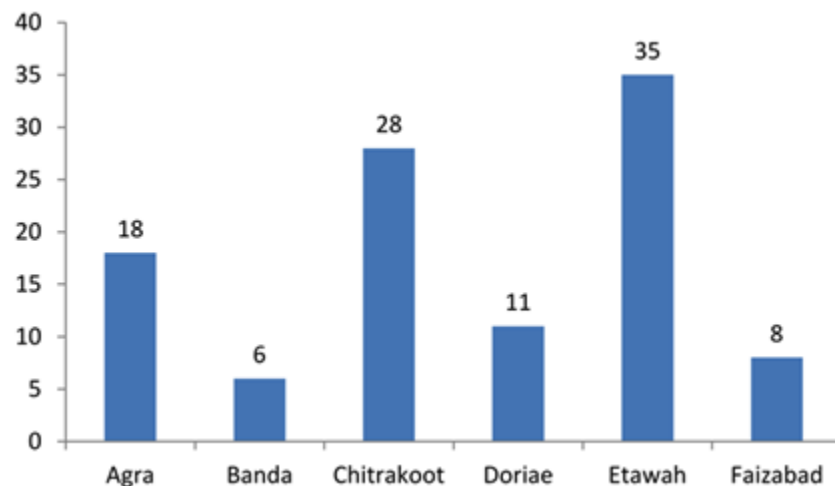
A statistics on the no. of people attended the Rathyatra festival in six places of a state:

Total no. of people attended the festival in all six places = 45000.

% of people attended in six different places:



% of people from outside of the state attended the festival in different places:



1. What is the ratio between the no. of people from outside of the state attended the festival in place Agra to that of the in place Faizabad?

- A. 3 : 2                      B. 7 : 5                      C. 3 : 1                      D. 11 : 7                      E. None of these

2. The no. of people from inside of state attended the festival in place Etawah is approximately what percent of the no. of people from inside of the state attended the festival in place Chitrakoot?

- A. 69                      B. 73                      C. 57                      D. 48                      E. None of these

3. What is the average no. of people from outside of the state attended the festival in places Agra, Doriae, Etawah, Faizabad?

- A. 1480                      B. 1350                      C. 2170                      D. 1260                      E. None of these

4. Find the difference in the no. of people from inside and outside of the state attended the festival in place Doriae.

- A. 11232                      B. 12132                      C. 11322                      D. 11223                      E. None of these

5. What is the difference between the average no. of people attended the festival in places Agra, Chitrakoot, Etawah and Banda, Doriae, Faizabaad?

- A. 410                      B. 400                      C. 354                      D. 300                      E. None of these

**Correct Answers:**

<b>1</b>	<b>2</b>	<b>3</b>	<b>4</b>	<b>5</b>
C	A	B	A	D

## Explanations:

1. From the pie-chart and bar graph,

Given, Total no. of people = 45000.

% of people attended the festival in place Agra = 12

So, the total no. of people attended the festival in place Agra =  $45000 \times \frac{12}{100} = 5400$

% of People from outside of the state attended the festival in place Agra = 18

Then, the no. of People from outside of the state attended the festival in place Agra =  $5400 \times \frac{18}{100} = 972$

% of people attended the festival in place Faizabad = 9

So, the total no. of people attended the festival in place Faizabad =  $45000 \times \frac{9}{100} = 4050$

% of People from outside of the state attended the festival in place Faizabad = 8

Then, the no. of People from outside of the state attended the festival in place Faizabad =  $4050 \times \frac{8}{100} = 324$

∴ Ratio = 972 : 324 = 3 : 1

Hence option C is correct.

2. From the pie-chart and bar graph,

Given, Total no. of people attended = 45000.

% of people attended the festival in place Etawah = 16

So, the total no. of people attended the festival in place Etawah =  $45000 \times \frac{16}{100} = 7200$

% of People from outside of the state attended the festival in place Etawah = 35

Then, % of people from inside of the state attended the festival in place Etawah =  $100 - 35 = 65$

Hence, the no. of people from inside of the state attended the festival in place Etawah =  $7200 \times \frac{65}{100} = 4680$

% of people attended the festival in place Chitakoot = 21

So, the total no. of people attended the festival in place Chitakoot =  $45000 \times \frac{21}{100} = 9450$

% of People from outside of the state attended the festival in place Chitakoot = 28

Then, % of people from inside of the state attended the festival in place Chitakoot =  $100 - 28 = 72$

Hence, the no. of people from inside of the state attended the festival in place Chitakoot =  $9450 \times \frac{72}{100} = 6804$

∴ The required % =  $\left[ \left( \frac{4680}{6804} \right) \times 100 \right] \% = 68.78\% \approx 69\%$

Hence, option A is correct.

3. From the pie-chart and bar graph,

Given, Total no. of people attended the festival in all six places = 45000.

Place	% of people attended the festival (X)	No. of total people attended the festival = X% of 45000
Agra	12	12% of 45000 = 5400
Doriae	32	32% of 45000 = 14400
Etawah	16	16% of 45000 = 7200
Faizabad	9	9% of 45000 = 4050

Now,

Place	No. total people attended the festival (Y)	% of people from outside of the state attended the festival (A)	No. of people from outside of the state attended the festival = $Y \times (A/100)$
Agra	5400	18	18% of 5400 = 972
Doriae	14400	11	11% of 14400 = 1584
Etawah	7200	35	35% of 7200 = 2520
Faizabad	4050	8	8% of 4050 = 324

So, the total no. of people from outside of the state attended the festival in places Agra,

Doriae, Etawah, Faizabad =  $972 + 1584 + 2520 + 324 = 5400$

∴ The average no. of people from outside of the state attended the festival in places Agra, Doriae, Etawah, Faizabad

$$= \frac{5400}{4} = 1350$$

Hence, option B is correct.

4. From the graph and bar graph,

Given, Total no. of people = 45000.

% of people attended the festival in place Doriae = 32

So, the total no. of people attended the festival in place Doriae =  $45000 \times \frac{32}{100} = 14400$

% of People from outside of the state attended the festival in place Doriae = 11 % of People from inside of the state attended the festival in place Doriae =  $100 - 11 = 89$

Hence, the difference in the no. of people from inside and outside of the state

attended the festival in place Doriae =  $14400 \times (89 - 11)\% = 14400 \times \frac{78}{100} = 11232$ .

Hence option A is correct.

5. From the pie-chart and bar graph,

Given, Total no. of people attended the festival in all six places = 45000.

Place	% of people attended the festival (X)	No. of total people attended the festival = $45000 \times (X/100)$
Agra	12	12% of 45000 = 5400
Banda	10	10% of 45000 = 4500
Chitrakoot	21	21% of 45000 = 9450
Doriae	32	32% of 45000 = 14400
Etawah	16	16% of 45000 = 7200
Faizabad	9	9% of 45000 = 4050

So, the total no. of people attended the festival in places

Agra, Chitrakoot, Etawah =  $5400 + 9450 + 7200 = 22050$

Then, the average no. of people attended the festival in places Agra, Chitrakoot, Etawah =  $\frac{22050}{3} = 7350$

And, the total no. of people attended the festival in places


Banda, Doriae, Faizabad =  $4500 + 14400 + 4050 = 22950$

Then, the average no. of people attended the festival in places Banda, Doriae, Faizabad =  $\frac{22950}{3} = 7650$

∴ The difference between the total no. of people attended the festival in places

Agra, Chitrakoot, Etawah and Banda, Doriae, Faizabad =  $7650 - 7350 = 300$ .

Hence, option D is correct. .



# SmartKeeda

The Question Bank

प्रस्तुत करते हैं

## TestZone

भारत की सबसे क़िफ़ायती टेस्ट सीरीज़

अभी  
जुड़ें

### 12 Month Plan

2017-18 All Test Series

@ Just

## ₹ 399/-

300+ फुल लेन्थ टेस्ट

- श्रेष्ठ विश्लेषण
- उत्कृष्ट विषय सामग्री
- बेजोड़ व्याख्या

अभी जुड़ें