



SmartKeeda

The Question Bank

Presents

TestZone

India's least priced Test Series platform

JOIN

12 Month Plan

2019-20 All Test Series

@ Just

₹ 499/-

300+ Full Length Tests

- Brilliant Test Analysis
- Excellent Content
- Unmatched Explanations

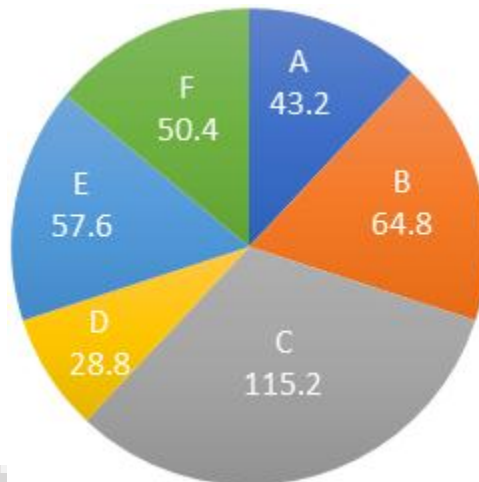
JOIN NOW

Date Interpretation Pie Chart Questions for IBPS PO Pre, RRB Scale I Pre, SBI PO Pre, IBPS Clerk Mains and SBI Clerk Mains Exams.

DI Pie Chart Quiz 46

Direction : Study the following pie chart carefully and answer the questions given beside.

There are six types of employees working in an organization. The pie chart given below shows the different types of employees working in the organization in the year 2017.



Questions :

1. In the year 2017, total number of 500 employees was working in the organization. In the year 2018, 50 more joined the organization out of which 20 was F type employees then in the year 2018, total number of F type employees was what percentage of the total number of employees? (rounded off two decimal)

- A. 18.33% B. 18.67% C. 17.33% D. 16.37% E. None of these

2. In the year 2017, the difference between B type employees and D type employees was 40, then find the total number of F type employees working in the organization?

- A. 58 B. 42 C. 56 D. 55 E. None of these

3. In the year 2017, the number of D type employees was what percent less than the number of A type employees?

- A. 34.28% B. 33.33% C. 32.67% D. 32.98% E. None of these

4. In the year 2018, the ratio of the number of B type employees to the number of E type employees was 11: 9 then what is the total percentage increase in the number of B type employee and E type employees together?


- A. 15% B. 17.65% C. 18.24% D. 19% E. Can't be determined

5. In the year 2017, the difference between C type employees and F type employees was 126 then in that year what was the difference between F type employees and D type employees?

- A. 25 B. 35 C. 42 D. 49 E. None of these

Correct Answers:

1	2	3	4	5
D	C	B	E	C



SmartKeeda
The Question Bank

Join us on Telegram for more PDFs
Click here



Answers :

1. First convert the given pie chart in the term of percentage

For type A employee, 360 = 100%

$$43.2 = 100 \times \frac{43.2}{360} = 12\%$$

Types	Percentage
A	$(100 \times 43.2)/360 = 12\%$
B	$(100 \times 64.8)/360 = 18\%$
C	$(100 \times 115.2)/360 = 32\%$
D	$(100 \times 28.8)/360 = 8\%$
E	$(100 \times 57.6)/360 = 16\%$
F	$(100 \times 50.4)/360 = 14\%$

Total number of employees in the year 2017 = 500

The total number of F types employees in the year 2017 = 14% of 500 = 70

Total number of employees in the year 2018 = 500 + 50 = 550

Total number of F type employees in the year 2018 = 70 + 20 = 90

$$\text{The reqd. \%} = \frac{90 \times 100}{550} = 16.37\%$$

Hence, option D is correct.

- 2.

Types	Percentage
A	12%
B	18%
C	32%
D	8%
E	16%
F	14%

In the year 2017, let the total number of employees = 100x

Then, according to the question 18% of 100x – 8% of 100x = 10% of 100x = 10x = 40

$$X = 4$$

Therefore, the number of employees in the year 2017 = 100 × 4 = 400

$$\text{The number of F type employees} = 14\% \text{ of } 400 = \frac{14 \times 400}{100} = 56$$

Hence, option C is correct.

3.

Types	Percentage
A	12%
B	18%
C	32%
D	8%
E	16%
F	14%

Let the total number of employees = $100x$

D type employees = 8% of $100x = 8x$

A type employee = 12% of $100x = 12x$

$$\text{The reqd. \%} = \frac{(12x - 8x) \times 100}{12x} = \frac{100}{3} = 33.33\%$$

Hence, option B is correct.

4.

Types	Percentage
A	12%
B	18%
C	32%
D	8%
E	16%
F	14%

Let the total number of employees = $100x$

B type employees = 18% of $100x = 18x$

E type employee = 16% of $100x = 16x$

The ratio = $18x : 16x = 9 : 8$

In the year 2018, the ratio becomes $11 : 9$

Except ratio, we don't have any information about the number of employees in 2018 therefore answer can't be determined.

Hence, option E is correct.

SmartKeeda
The Question Bank

5. Let the total number of employees = $100x$

C type employees = 32% of $100x = 32x$


F type employees = 14% of $100x = 14x$

According to the question, $32x - 14x = 18x = 126$, $x = 7$

The required difference = 14% of $100x - 8\%$ of $100x = 6x = 42$

Hence, option C is correct.

Join us on Telegram for more PDFs
Click here



SmartKeeda
The Question Bank



SmartKeeda

The Question Bank

प्रस्तुत करते हैं

TestZone

भारत की सबसे किफायती टेस्ट सीरीज़

अभी
जुड़ें

12 Month Plan

2019-20 All Test Series

@ Just

₹ 499/-

300+ फुल लेन्थ टेस्ट

- ✓ श्रेष्ठ विश्लेषण
- ✓ उत्कृष्ट विषय सामग्री
- ✓ बेजोड़ व्याख्या

अभी जुड़ें