



**Bipin Nambiar**  
(SBI PO 2018)



**Shiraz Khan**  
(SBI Clerk 2018)



**Kuldeep Yadav**  
(SBI PO 2018)



**Rajat Saxena**  
(IBPS Clerk 2018)



**Anupam Tyagi**  
(IBPS PO 2018)

FRIENDS!  
WE USED **TESTZONE**  
AND CRACKED BANK EXAMS

बैंक परीक्षाओं के लिए निश्चित  
रूप से सर्वश्रेष्ठ मॉक  
टेस्ट सीरीज

IT'S YOUR TURN NOW  
TAKE A **FREE** MOCK TEST



**Smartkeeda**  
The Question Bank

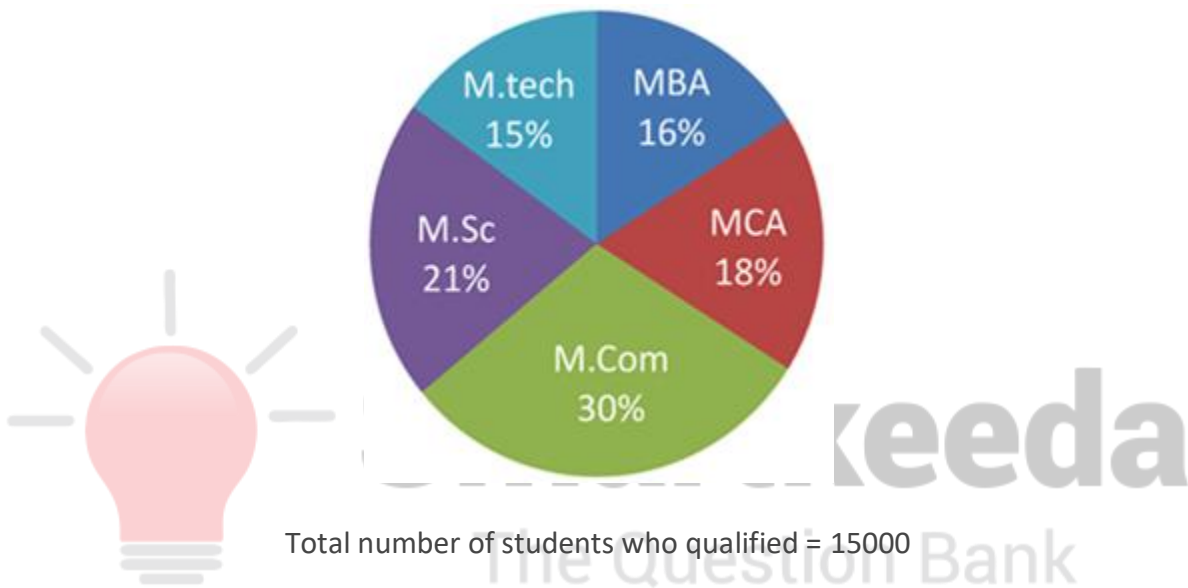
# DI Pie Chart Questions for SBI Clerk Mains, IBPS Clerk Mains, SBI PO Pre and IBPS PO Pre Exams.

## DI Pie Chart No.62

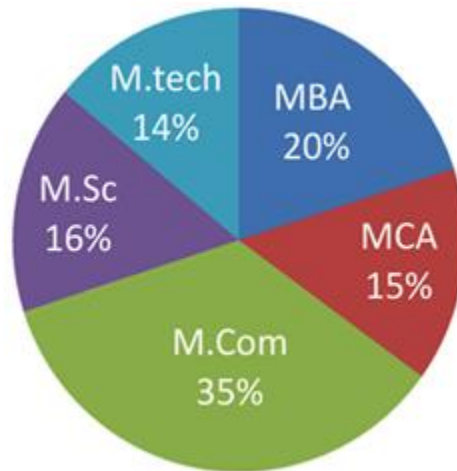
Directions: Study the following pie chart carefully and answer the questions given beside.

The charts show the number of students who applied for different courses and qualified in that courses.

Total number of students who applied = 21000



Total number of students who qualified = 15000



1. The number of students who qualified in M.tech is approximately how much % of the number of students who applied for M.tech?

A. 33%

B.. 67%

C. 50%

D. 75%

E. None of these

2. If the number of female students who applied for M.com is 50% more than the number of male students who applied for M.com, find the numbers of male students who applied for M.com.

- A. 2650      B. 2590      C. 2450      D. 2520      E. None of these

3. Find the difference between the number of students who applied for M.Sc and MBA and the number of students who qualified in the same course.

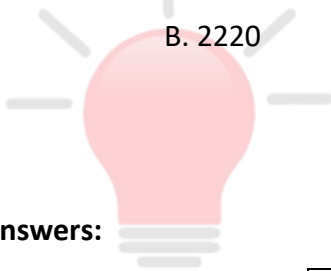
- A. 2520      B. 2460      C. 2390      D. 2100      E. None of these

4. What is the ratio between the number of students who applied for MCA and the number of students who qualified in the same course?

- A. 42 : 25      B. 25 : 49      C. 25 : 19      D. 21 : 25      E. 42 : 29

5. What is the average of the number of students who qualified in M.tech, M.Sc and MCA course?

- A. 2150      B. 2220      C. 2250      D. 2050      E. None of these



**Smartkeeda**  
The Question Bank

Correct Answers:

1	2	3	4	5
B	D	E	A	C



**Explanations :**

1. The number of students who applied for M.tech =  $21000 \times 15\%$

The number of students who qualified in M.tech =  $15000 \times 14\%$

$$\text{Reqd. \%} = \frac{15000 \times 14\%}{21000 \times 15\%} \times 100$$

$$= 66.67\% \approx 67\%$$

Hence, option B is correct.

2. Let,

The number of male students who applied for M.com =  $x$

The number of female students who applied for M.com =  $x \times 150\%$

$$\text{Ratio} = x : x \times 150\% = 2 : 3$$

The numbers of male students who applied for M.com

$$= 21000 \times 30\% \times \frac{2}{5} = 2520$$

Hence, option D is correct.

3. The number of students who applied for M.Sc and MBA together =  $21000 \times (21 + 16)\% = 7770$

The number of students who qualified in M.Sc and MBA together =  $15000 \times (16 + 20)\% = 5400$

$$\text{Difference} = 7770 - 5400 = 2370$$

Hence, option E is correct.

4. Ratio =  $21000 \times 18\% : 15000 \times 15\%$

$$= 21 \times 18 : 15 \times 15 = 7 \times 6 : 5 \times 5 = 42 : 25$$

Hence, option A is correct.

5. The total number of students who qualified in M.tech, M.Sc and MCA =  $15000 \times (16 + 14 + 15)\%$

$$= 15000 \times 45\% = 6750$$

Average = 2250

Hence, option C is correct.



**Smartkeeda**  
The Question Bank

[www.smartkeeda.com](http://www.smartkeeda.com) | [testzone.smartkeeda.com](http://testzone.smartkeeda.com)

SBI | RBI | IBPS | RRB | SSC | NIACL | EPFO | UGC NET | LIC | Railways | CLAT | RJS



[Join us](#)



**SmartKeeda**

The Question Bank

Presents

# TestZone

India's least priced Test Series platform

JOIN

**ALL BANK EXAMS**

2020-2021 Test Series

@ Just

₹ **599/-**

300+ Full Length Tests

- Brilliant Test Analysis
- Excellent Content
- Unmatched Explanations

**JOIN NOW**