



Friends!

We Used **Smartkeeda** and cracked Bank Exams

बैंक परीक्षाओं के लिए निश्चित रूप से

सर्वश्रेष्ठ मॉक टेस्ट सीरीज



**SOUMYADIP BISWAS**  
IBPS PO 2023



**DHAIRYA GAUR**  
RRB PO 2023



**TIYASA ROY**  
IBPS CLERK & PO 2023



**MD. SHABAN**  
IBSP PO & CLERK 2023



**BHAVANA PADALIYA**  
IBPS CLERK & PO 2023



**KAJOL WADHWANI**  
IBPS PO & CLERK 2023



**ESHU SINGH**  
SBI PO 2023



**SACHIN RAI**  
IBPS PO & CLERK 2023



**SUDHEER JANGID**  
RRB CLERK 2023



**VRINDA AGARWAL**  
SBI PO 2023



**SHREYA MAHENDRA MOON**  
IBPS PO 2023



**ANSH GULATI**  
IBPS PO & CLERK 2023  
SBI PO & RRB CLERK 2023

It's Your Turn Now  
**Take A Free Mock Test**

USE CODE

**FEST24** for 10% OFF

# Seating Arrangement for SBI PO Pre, IBPS PO Pre, SBI Clerk Mains, IBPS Clerk Mains and LIC AAO Pre Exams.

SA Set No 171

**Directions:** Study the following information carefully and answer the questions given beside.

Ten persons Parth, Ras, Rahi, Padam, Rachit, Raag, Pari, Padma, Raja and Pali are seated in two rows such that five of them are in row 1 facing the North direction and the other five persons are in row 2 facing the South direction.

Padam faces Rachit's neighbour.

Padma's neighbour faces Raag's neighbour who is to the immediate right of Rachit.

Parth's neighbour is 3rd to the left of Padam.

Raja's neighbour faces Padma.

One who faces Pali is 3rd to the right of Ras.

Ras and Raja are seated at a gap of 1 person

Parth's neighbour faces Rahi and Rahi faces north.

**Questions :**

**1. Which the following statement is/are not true?**

- A. Raag is the immediate neighbour of Raja and Ras.
- B. Pali faces the one who sits on the immediate right of Raja.
- C. Padam sits second to the right of Parth.
- D. Pari faces Rachit.
- E. All are true.

**2. Who among the following sits second to the right of Padma?**

- A. Pari                      B. Parth                      C. Pali                      D. Rachit                      E. Raag

**3. If Ras is related to Padam and Pari is related to Rachit, following the same pattern Padma is related to which of the following?**

- A. Rahi                      B. Raag                      C. Parth                      D. Raja                      E. None of these

**4. Which of the following combinations of the persons sits at the extreme ends of the row?**

- A. Rachit, Raag, Ras, Pali      B. Pari, Rachit, Raag, Ras      C. Pali, Padma, Parth, Padam  
D. Pari, Rachit, Pali, Rahi      E. Rachit, Rahi, Parth, Padam

5. Four of the following five are alike in the certain way and so form a group. Which is the one that does not belong to the group?

A. Pari-Rahi

B. Ras-Parth


C. Padma-Parth

D. Rachit-Pali

E. Padam-Raja

Correct Answers:

1	2	3	4	5
E	A	B	D	C



**Smartkeeda**  
The Question Bank



[Join us](#)

[www.smartkeeda.com](http://www.smartkeeda.com) | [testzone.smartkeeda.com](http://testzone.smartkeeda.com)

SBI | RBI | IBPS | RRB | SSC | NIACL | EPFO | UGC NET | LIC | Railways | CLAT | RJS



[Join us](#)

## Common explanation :

### Reference:

Parth's neighbour is 3<sup>rd</sup> to the left of Padam.

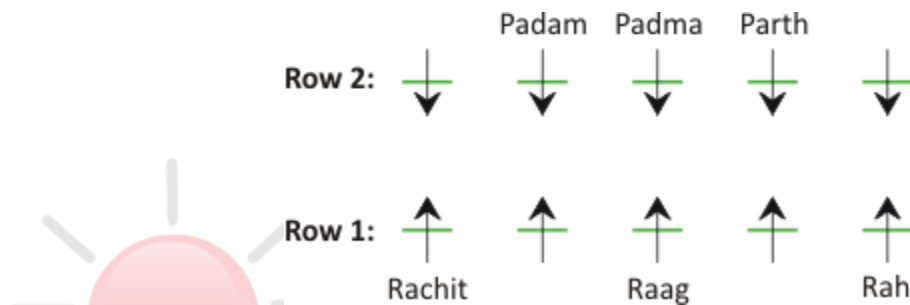
Padam faces Rachit's neighbour.

Parth's neighbour faces Rahi and Rahi faces north.

Padma's neighbour faces Raag's neighbour who is to the immediate right of Rachit.

### Inference:

Studying the given information carefully we can place Rachit Raag and Rahi in Row 1 and Padam, Padma and Parth in Row 2. As shown in the puzzle below:



### Reference:

One who faces Pali is 3<sup>rd</sup> to the right of Ras.

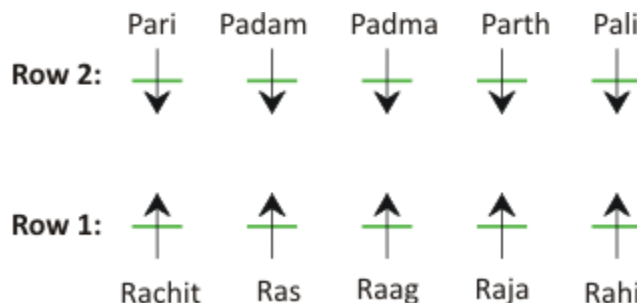
Ras and Raja are seated at a gap of 1 person

Raja's neighbour faces Padma.

### Inference:

Using the given information we can place Ras, raja and Pali in the puzzle. As there is only one place left in both of the rows combined it Padma be filled the remaining person i.e. Pari. And the puzzle is completed.

The final puzzle is as follows:



## Answers:

1. Following the final Solution of the seating arrangement, we can say that all of the statements are true.  
Hence the correct answer is option (E.)
2. Following the final Solution of the seating arrangement, we can say that Pari sits second to the right of Padma.  
Hence the correct answer is option (A.)
3. Following the final Solution of the seating arrangement, we can say that If Ras is related to Padam and Pari is related to Rachit, following the same pattern Padma is related to Raag.  
Hence the correct answer is option (B.)
4. Following the final Solution of the seating arrangement, we can say that persons sitting at extreme ends of the rows are Pari, Rachit, Pali and Rahi.  
Hence the correct answer is option (D.)
5. Following the final Solution of the seating arrangement, we can say that Padma and Parth is the one statement that does not belong to the group.  
Hence the correct answer is option (C.)



[Join us](#)

[www.smartkeeda.com](http://www.smartkeeda.com) | [testzone.smartkeeda.com](http://testzone.smartkeeda.com)

SBI | RBI | IBPS | RRB | SSC | NIACL | EPFO | UGC NET | LIC | Railways | CLAT | RJS



[Join us](#)



**Smartkeeda**

The Question Bank

*Presents*

# Testzone

India's Leading Test Series Platform

All Banks Exams

2024-25

12 Months Plan

@Just

Rs. **764**

To get 10% Off use code **FEST24**

- ✓ Brilliant Test Analysis
- ✓ Excellent Content
- ✓ Unmatched Explanation

**Buy Now**

